

MYERS-BRIGGS TYPE INDICATOR® STEP II

Profile



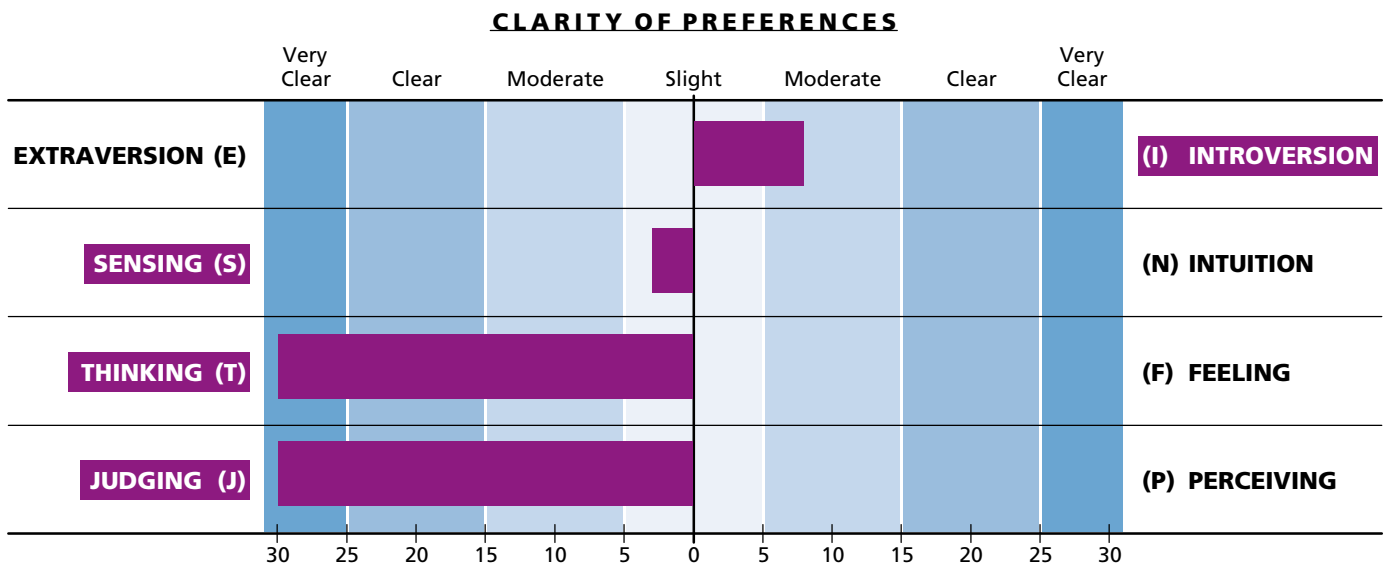
JEANNE CASE
REPORTED TYPE: **ISTJ**

JULY 16, 2001

This Profile gives you information about your personality type based on your answers to the MBTI® Form Q instrument. It first indicates your Step I results—your reported four-letter type. Next it shows your Step II results—your expression of five facets of each of the four type dichotomies.

Your Step I Results

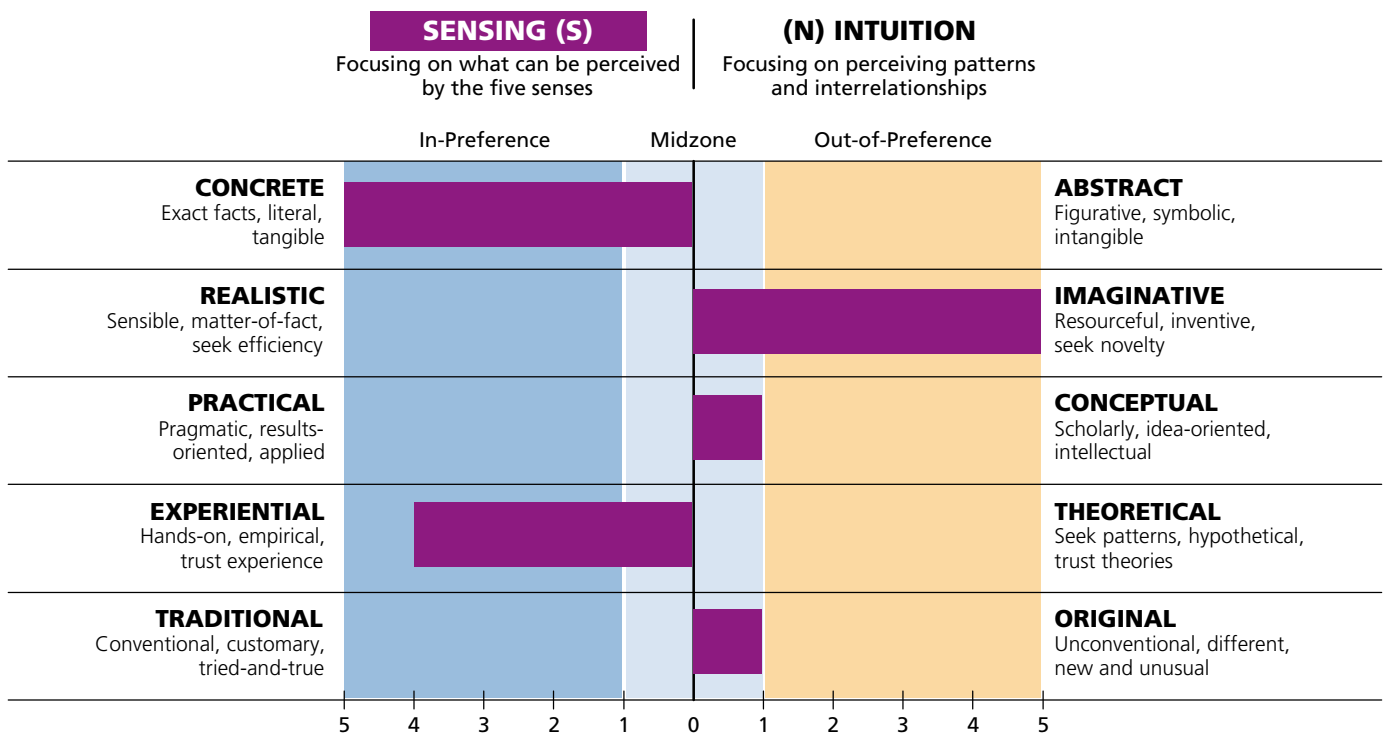
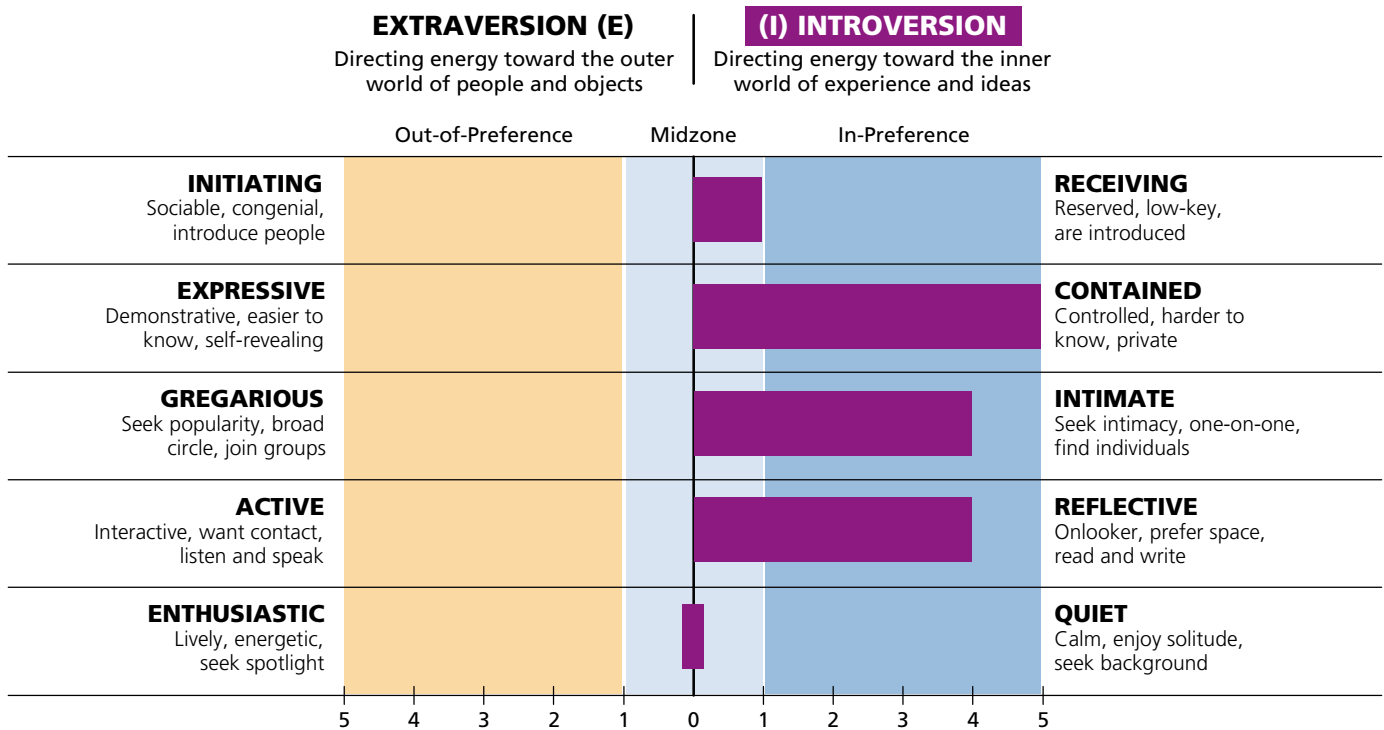
ISTJs tend to be serious, quiet, thorough, and dependable. They see to it that everything is well organized and accurate. They are practical, orderly, matter-of-fact, logical, and realistic. ISTJs take responsibility, notice what needs to be done, and follow through steadily, regardless of protests or distractions.



The length of the bars on the graph above shows how consistently you chose one preference pole over the other. The longer the bar, the more often your answers indicated that pole, and the more likely it is that the instrument has accurately reflected your preference.

Your Step II Results

The graphs show how you express five facets of each MBTI dichotomy. Your results indicate how you may be similar to and different from other people of your personality type. The longer the bar, the clearer your preference is for that pole of the facet. Scores of 2-5 that are on the same side as your overall preference indicate in-preference results. Scores of 2-5 on the opposite side of your preference indicate out-of-preference results. Scores of 0 and 1 are in the midzone and often mean a situational or muted use of either pole.



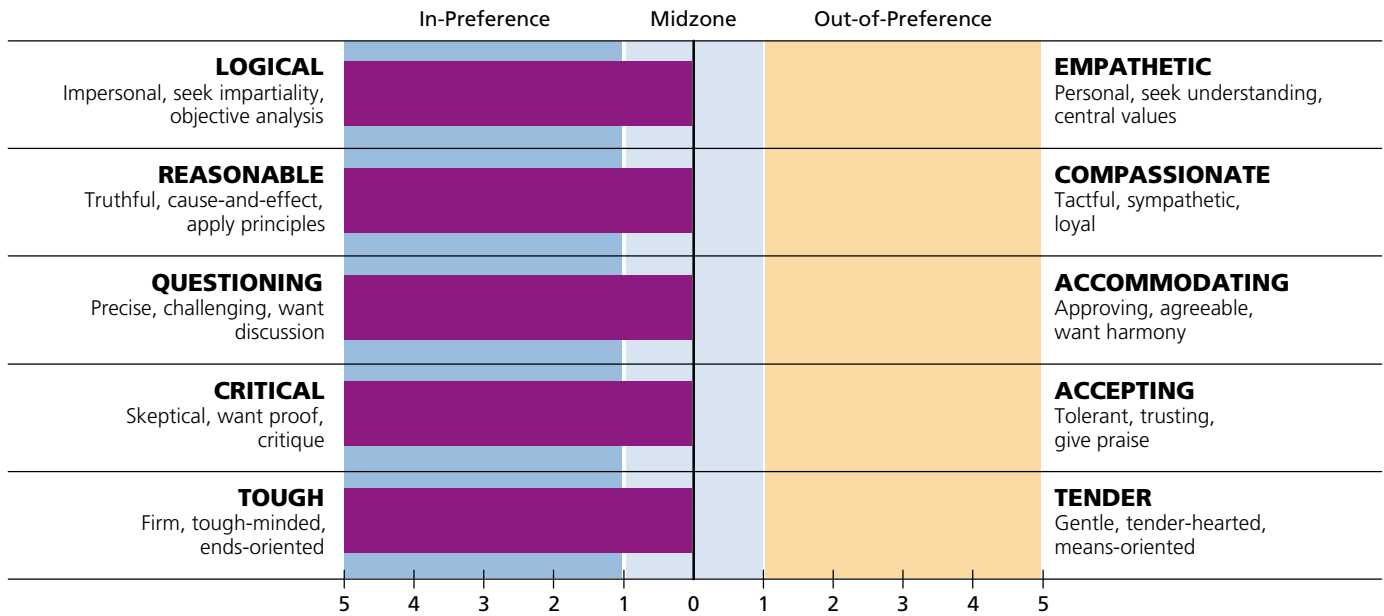


THINKING (T)

Basing conclusions on logical analysis with a focus on objectivity

(F) FEELING

Basing conclusions on personal or social values and a focus on harmony

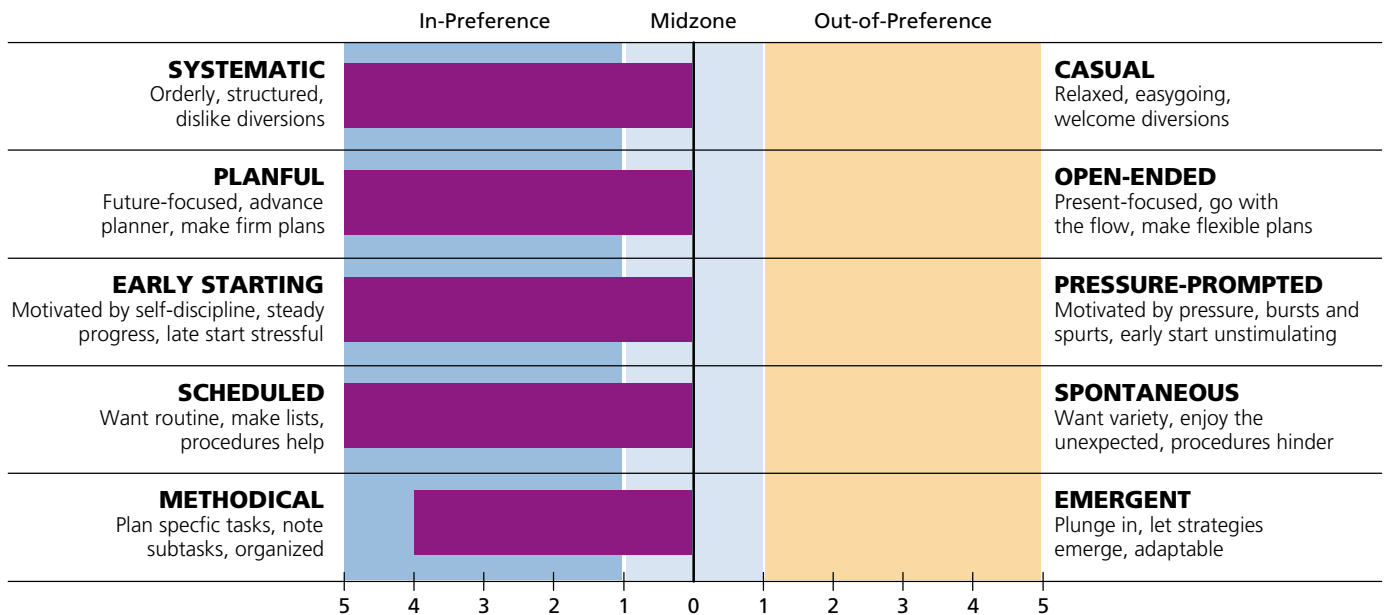


JUDGING (J)

Preferring decisiveness and closure

(P) PERCEIVING

Preferring flexibility and spontaneity



Consulting Psychologists Press, Inc.
3803 East Bayshore Road, Palo Alto, CA 94303
800-624-1765

www.cpp-db.com



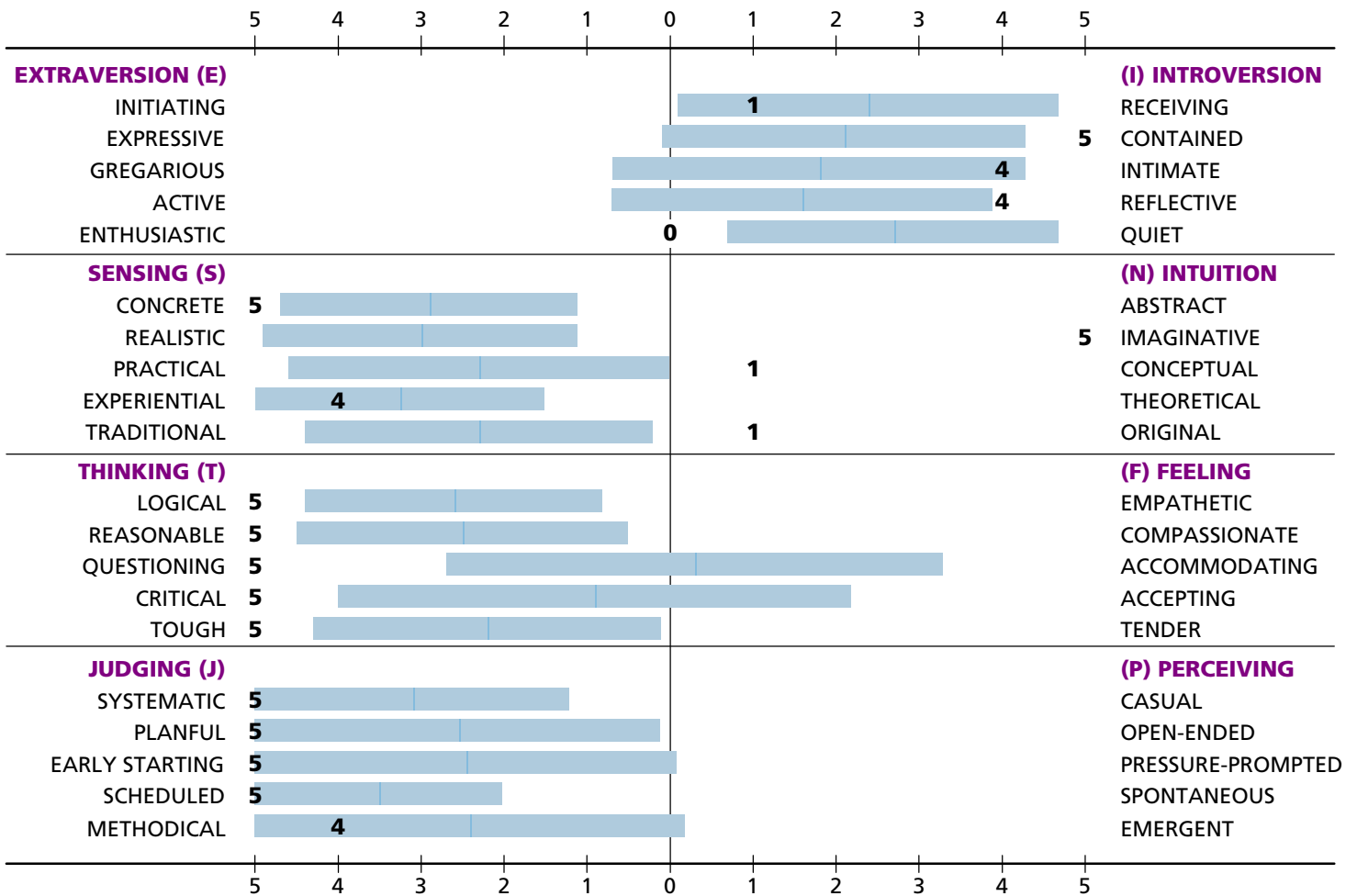
Interpreter's Summary

PREFERENCE CLARITY INDEXES FOR REPORTED TYPE: ISTJ

Introversion: Moderate (8)	Sensing: Slight (3)	Thinking: Very Clear (30)	Judging: Very Clear (30)
-----------------------------------	----------------------------	----------------------------------	---------------------------------

FACET SCORES AND THE AVERAGE RANGE OF SCORES FOR OTHER ISTJs

The bars on the graphs below show the average range of scores that occurred for the ISTJs in the national sample. The bars show scores that are -1 to +1 standard deviations from the mean. The vertical line in each bar shows ISTJs' mean score. The bold numbers show the respondent's scores.



POLARITY INDEX: 85

The polarity index, which ranges from 0 to 100, shows the consistency of a respondent's facet scores within a profile. Most adults score between 50 and 65, although higher indexes are common. An index that is below 45 means that the respondent has many scores in or near the midzone. This may be due to mature situational use of the facet, answering the questions randomly, lack of self-knowledge, or ambivalence about use of a facet. Some such profiles may be invalid.

Number of Omitted Responses: 0



Consulting Psychologists Press, Inc.

800-624-1765

www.cpp-db.com

© 2001 by Peter B. Myers and Katharine D. Myers. All rights reserved. Myers-Briggs Type Indicator and MBTI are registered trademarks of Consulting Psychologists Press, Inc.